

Scaled data based on original data using
LM-79-08 Approved Method: Electrical and Photometric Measurements of Solid-
State Lighting Products

Test Report Prepared for
Cooper Lighting Solutions
(formerly Eaton)

Brand: INVUE

Report Number: P675086

Luminaire Tested: **CCW-SA-2C-722-U-T4FT**

Issue Date: 04/25/2023



Test Information

Test Method: LM-79-08
Report Number: P675086
Test Lab: INNOVATION CENTER(G1)
Issue Date: 04/25/2023
Manufacturer: COOPER LIGHTING SOLUTIONS (FORMERLY EATON)
Product Line: INVUE
Catalog Number: CCW-SA-2C-722-U-T4FT
Description: INVUE CLEAR CURVE Wall Pack MOUNT LIGHT SQUARE LUMINAIRE @615mA w/
T4FT distribution lens
Light Source: (32) 2200K CCT, 70 CRI LEDS
Ballast/Driver: ELECTRONIC DRIVER

Summary

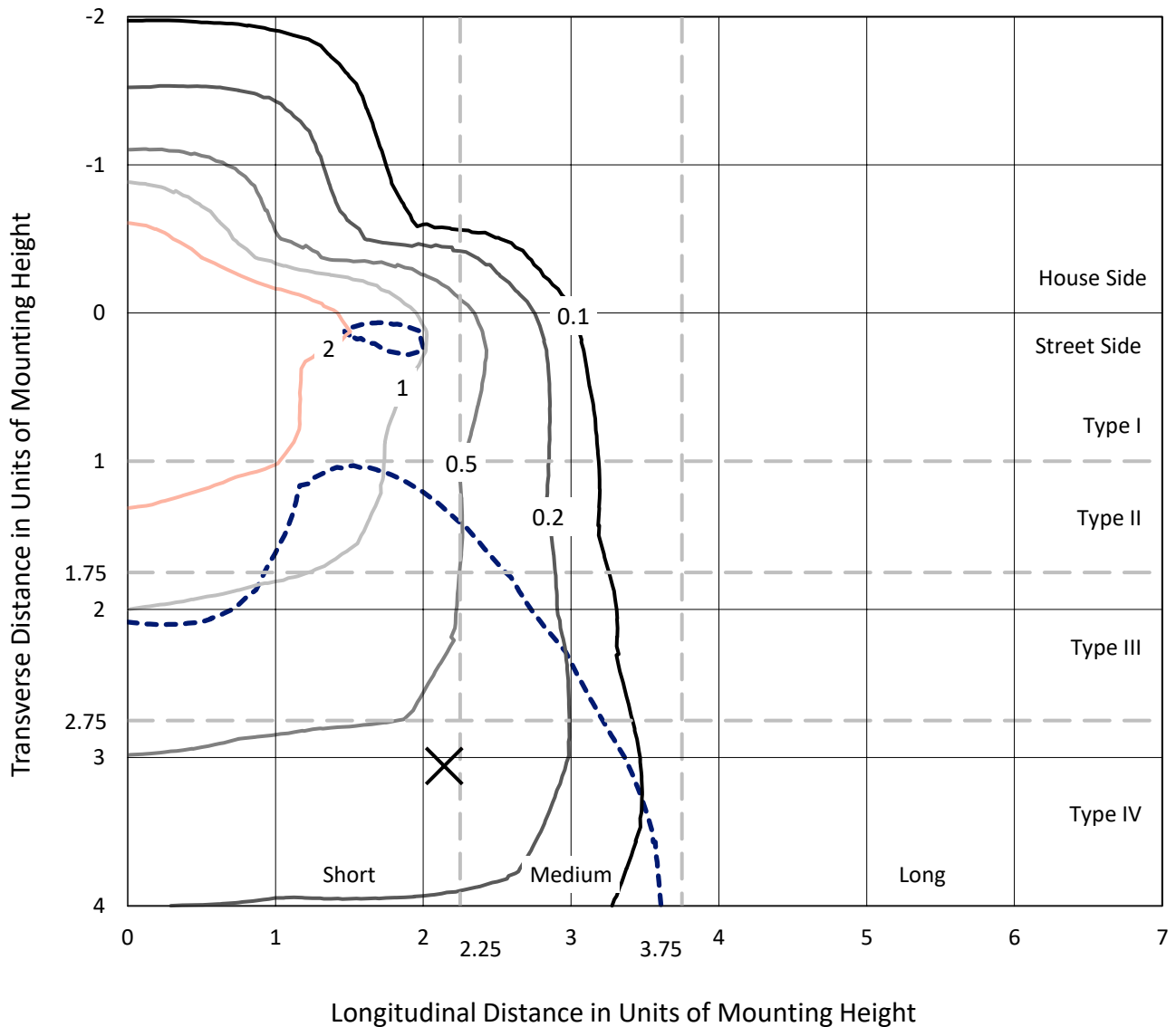
Lumens per Lamp: N/A
Luminaire Lumens: 6655.9 lumens
Efficiency: N/A
Efficacy: 107.2 lumens/watt
Luminous Opening: Rectangular (W 1' x L: 1' x H: 0')
IES Classification: Type IV - Short
BUG Rating: B1 - U0 - G2

Input Watts (W): 62.1
Input Voltage (V): 120
Input Current (Ain): NR
Voltage Rise (V): NR
Power Factor: NR
Total Harmonic Distortion (THDi): NR
Frequency (hertz): 60
Stabilization Time: NR
Operation Time: NR
Ambient Temperature (°C): NR
Test Distance: 25 FT

REPORT NUMBER: P675086
 CATALOG NUMBER: CCW-SA-2C-722-U-T4FT

Iso-Footcandle Lines of Horizontal Illumination

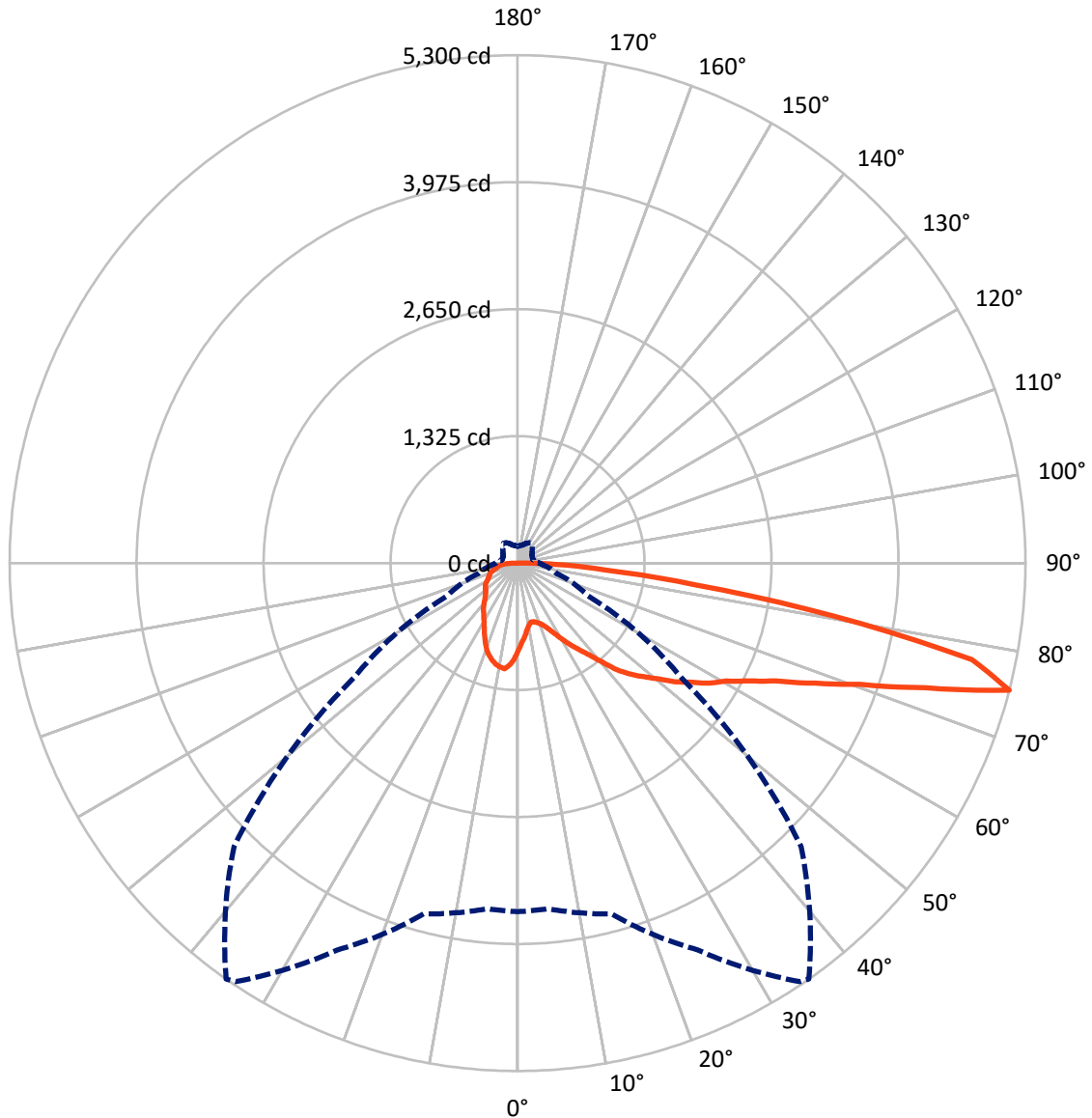
× Max cd
 - - - 1/2 Max cd



Based on 15 foot mounting height. Maximum calculated value = 4.8 fc
 Type IV - Short - N/A

REPORT NUMBER: P675086
CATALOG NUMBER: CCW-SA-2C-722-U-T4FT

Luminous Intensity Polar Plot



— Vertical Plane Through 35-Deg Lateral - - - Horizontal Cone Through 75-Deg Vertical

REPORT NUMBER: P675086
 CATALOG NUMBER: CCW-SA-2C-722-U-T4FT

FLUX DISTRIBUTION:

		Downward	Upward	Total
House Side	Lumens	1529.7	0.0	1529.7
	% Fixture	23.0	0.0	23.0
Street Side	Lumens	5126.2	0.0	5126.2
	% Fixture	77.0	0.0	77.0
Total	Lumens	6655.9	0.0	6655.9
	% Fixture	100.0	0.0	100.0

Coefficient of Utilization

ZONAL LUMENS:

Zone	Lumens	% Fixture
0°-10°	86.9	1.3
10°-20°	252.2	3.8
20°-30°	418.4	6.3
30°-40°	620.3	9.3
40°-50°	894.4	13.4
50°-60°	1229.9	18.5
60°-70°	1519.2	22.8
70°-80°	1389.9	20.9
80°-90°	244.7	3.7
90°-100°	0.0	0.0
100°-110°	0.0	0.0
110°-120°	0.0	0.0
120°-130°	0.0	0.0
130°-140°	0.0	0.0
140°-150°	0.0	0.0
150°-160°	0.0	0.0
160°-170°	0.0	0.0
170°-180°	0.0	0.0
0°-90°	6655.9	100.0
0°-180°	6655.9	100.0



REPORT NUMBER: P675086

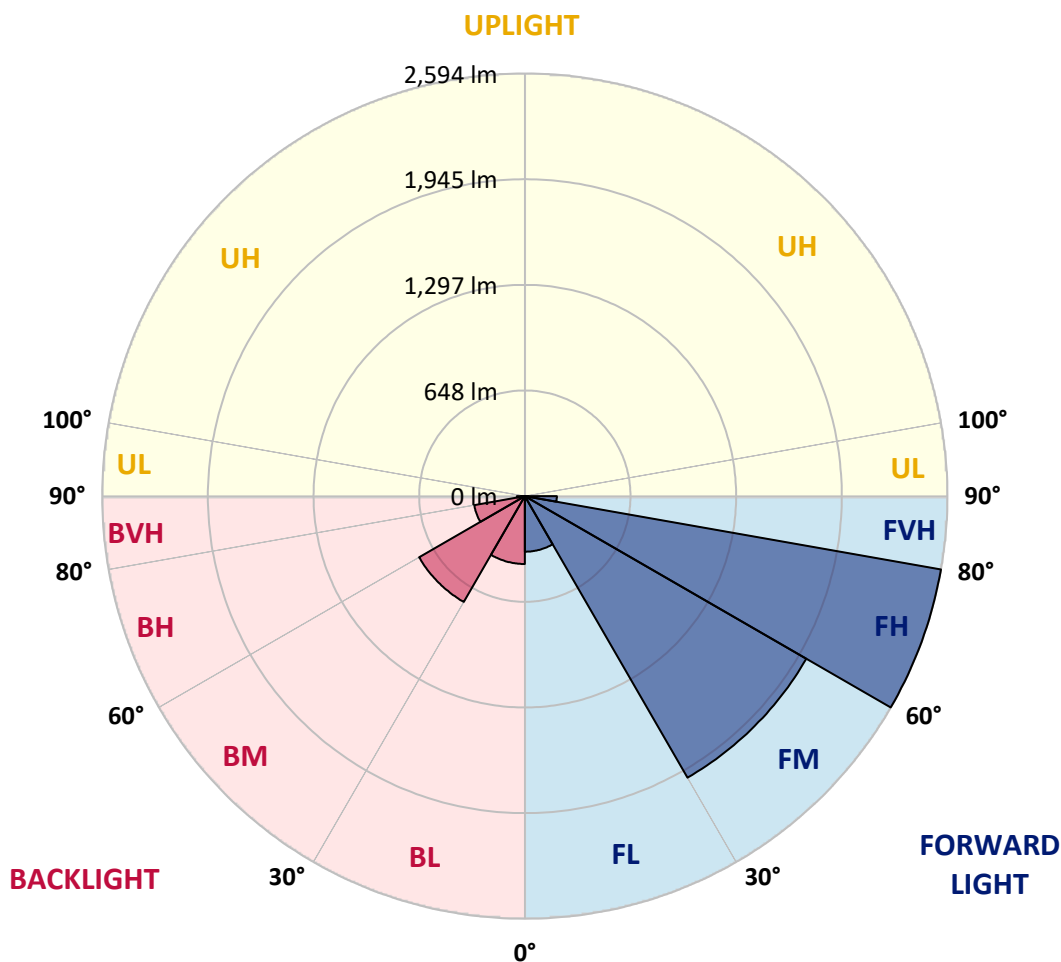
CATALOG NUMBER: CCW-SA-2C-722-U-T4FT

LUMINAIRE CLASSIFICATION SYSTEM LUMEN TABLE AND BUG RATING:

Zone		Lumens	% Fixture	Zone Rating/Lumen Limit		
				B	U	G
FL	(0°-30°)	341.2	5.1			
FM	(30°-60°)	1995.0	30.0			
FH	(60°-80°)	2593.7	39.0			G2/5000
FVH	(80°-90°)	196.4	3.0			G2/225
BL	(0°-30°)	416.4	6.3	B1/500		
BM	(30°-60°)	749.6	11.3	B1/1000		
BH	(60°-80°)	315.4	4.7	B1/500		G1/500
BVH	(80°-90°)	48.3	0.7			G1/100
UL	(90°-100°)	0.0	0.0		U0/0	
UH	(100°-180°)	0.0	0.0		U0/0	

BUG Rating: B1-U0-G2

Type IV Short





REPORT NUMBER: P675086

CATALOG NUMBER: CCW-SA-2C-722-U-T4FT

CANDELA DISTRIBUTION (FULL):

	0°	5°	15°	25°	34°	35°	45°	55°	65°	75°	85°
0°	911.9	911.9	911.9	911.9	911.9	911.9	911.9	911.9	911.9	911.9	911.9
2.5°	826.1	818.7	826.1	831.0	831.0	831.0	838.4	860.4	875.1	884.9	902.1
5°	740.3	742.8	747.7	759.9	767.3	772.2	784.4	811.4	833.5	865.3	902.1
7.5°	664.3	669.2	676.6	688.8	706.0	703.5	730.5	767.3	808.9	850.6	904.5
10°	625.1	634.9	637.3	639.8	657.0	657.0	693.7	735.4	786.9	840.8	904.5
12.5°	632.4	632.4	625.1	622.6	632.4	630.0	661.9	710.9	767.3	843.3	914.3
15°	654.5	654.5	639.8	625.1	639.8	634.9	661.9	701.1	767.3	845.7	934.0
17.5°	683.9	686.4	669.2	644.7	649.6	652.1	671.7	708.4	767.3	850.6	960.9
20°	742.8	730.5	703.5	664.3	681.5	674.1	703.5	735.4	782.0	870.2	1000.1
22.5°	794.2	794.2	742.8	708.4	710.9	710.9	737.8	764.8	804.0	897.2	1029.6
25°	877.6	872.7	808.9	757.5	762.4	764.8	779.5	811.4	840.8	911.9	1066.3
27.5°	983.0	970.7	907.0	848.2	828.5	835.9	843.3	867.8	875.1	936.4	1110.5
30°	1095.7	1078.6	1024.7	931.5	921.7	924.2	911.9	926.6	916.8	975.6	1154.6
32.5°	1166.8	1166.8	1115.4	1046.7	1019.8	1019.8	978.1	987.9	987.9	1012.4	1233.0
35°	1228.1	1223.2	1188.9	1137.4	1120.3	1110.5	1068.8	1083.5	1059.0	1083.5	1343.3
37.5°	1321.3	1306.6	1291.8	1257.5	1223.2	1215.9	1193.8	1203.6	1169.3	1157.0	1468.3
40°	1429.1	1421.8	1407.1	1392.4	1358.0	1355.6	1331.1	1340.9	1304.1	1257.5	1593.4
42.5°	1588.5	1566.4	1519.8	1507.6	1514.9	1524.7	1514.9	1497.8	1431.6	1372.7	1728.2
45°	1747.8	1713.5	1625.2	1605.6	1662.0	1654.6	1696.3	1689.0	1581.1	1488.0	1870.4
47.5°	1850.8	1821.3	1750.2	1738.0	1762.5	1772.3	1897.3	1875.3	1703.7	1593.4	2007.6
50°	1924.3	1926.7	1833.6	1865.5	1897.3	1897.3	2054.2	2051.8	1853.2	1723.3	2186.6
52.5°	2032.2	1997.8	1958.6	1988.0	2032.2	2056.7	2250.3	2196.4	1946.4	1833.6	2387.6
55°	2088.5	2073.8	2039.5	2091.0	2184.1	2196.4	2402.3	2360.6	2051.8	1963.5	2593.5
57.5°	2110.6	2122.8	2179.2	2201.3	2331.2	2363.1	2539.6	2480.7	2149.8	2125.3	2752.8
60°	2208.6	2191.5	2267.5	2355.7	2480.7	2497.9	2711.2	2583.7	2245.4	2230.7	2804.3
62.5°	2407.2	2363.1	2404.8	2510.2	2684.2	2706.3	2892.6	2721.0	2287.1	2301.8	2801.9
65°	2696.5	2664.6	2603.3	2686.7	2931.8	2963.7	3105.8	2838.6	2274.8	2277.3	2603.3
67.5°	3037.2	2985.7	2922.0	2973.5	3272.5	3346.1	3365.7	2890.1	2189.0	2140.0	2117.9
70°	3336.3	3301.9	3260.3	3348.5	3765.2	3792.2	3689.2	2858.2	1951.3	1718.4	1412.0
72.5°	3615.7	3598.5	3623.1	3954.0	4432.0	4449.2	3993.2	2657.2	1541.9	1041.8	657.0
75°	3637.8	3620.6	3789.8	4454.1	5267.9	5299.8	4182.0	2083.6	813.8	424.1	277.0
77.5°	2463.6	2515.1	2831.3	3900.1	4838.9	4846.3	3419.6	968.3	335.8	250.0	193.7
80°	605.5	671.7	1066.3	2017.4	3262.7	3343.6	1872.8	326.0	220.6	191.2	144.6
82.5°	220.6	240.2	433.9	911.9	1833.6	1865.5	654.5	176.5	159.3	147.1	105.4
85°	105.4	107.9	205.9	448.6	926.6	916.8	235.3	105.4	115.2	100.5	63.7
87.5°	44.1	44.1	90.7	208.4	409.4	397.1	76.0	49.0	66.2	58.8	31.9
90°	0.0	0.0	0.0	0.0	0.0	0.0	0.0	0.0	0.0	0.0	0.0



REPORT NUMBER: P675086
 CATALOG NUMBER: CCW-SA-2C-722-U-T4FT

CANDELA DISTRIBUTION (continued):

	90°	95°	105°	115°	125°	135°	145°	155°	165°	175°	180°
0°	911.9	911.9	911.9	911.9	911.9	911.9	911.9	911.9	911.9	911.9	911.9
2.5°	914.3	919.2	938.9	953.6	968.3	980.5	1000.1	1000.1	1012.4	1012.4	1012.4
5°	911.9	938.9	970.7	1005.0	1027.1	1049.2	1068.8	1071.2	1078.6	1088.4	1090.8
7.5°	921.7	948.7	1000.1	1049.2	1076.1	1085.9	1110.5	1103.1	1103.1	1103.1	1110.5
10°	941.3	970.7	1041.8	1085.9	1105.5	1108.0	1100.6	1095.7	1081.0	1076.1	1068.8
12.5°	956.0	1007.5	1078.6	1112.9	1105.5	1098.2	1081.0	1056.5	1039.4	1034.5	1034.5
15°	992.8	1044.3	1110.5	1122.7	1110.5	1071.2	1049.2	1022.2	1007.5	985.4	995.2
17.5°	1024.7	1083.5	1142.3	1127.6	1103.1	1041.8	1009.9	970.7	951.1	926.6	926.6
20°	1066.3	1120.3	1171.7	1132.5	1078.6	1012.4	960.9	911.9	884.9	860.4	865.3
22.5°	1112.9	1161.9	1188.9	1112.9	1041.8	965.8	894.7	848.2	813.8	799.1	804.0
25°	1149.7	1203.6	1198.7	1081.0	997.7	907.0	828.5	784.4	777.1	762.4	762.4
27.5°	1196.2	1252.6	1191.3	1041.8	924.2	813.8	764.8	747.7	747.7	740.3	745.2
30°	1257.5	1296.8	1174.2	985.4	831.0	730.5	706.0	715.8	732.9	725.6	728.0
32.5°	1358.0	1353.1	1159.5	921.7	732.9	649.6	666.8	686.4	701.1	708.4	713.3
35°	1456.1	1424.2	1142.3	835.9	642.2	610.4	625.1	647.2	674.1	681.5	683.9
37.5°	1554.1	1497.8	1112.9	730.5	585.9	576.1	590.8	603.0	625.1	630.0	634.9
40°	1657.1	1546.8	1061.4	627.5	539.3	539.3	549.1	551.5	563.8	571.2	576.1
42.5°	1747.8	1593.4	968.3	531.9	490.3	507.4	509.9	505.0	495.2	500.1	502.5
45°	1858.1	1644.8	860.4	463.3	453.5	475.6	480.5	460.8	443.7	433.9	429.0
47.5°	1966.0	1698.8	767.3	406.9	419.2	453.5	453.5	431.4	402.0	377.5	367.7
50°	2064.0	1752.7	691.3	372.6	384.9	436.3	441.2	399.6	367.7	338.3	333.4
52.5°	2228.3	1843.4	612.8	345.6	365.2	424.1	421.6	384.9	343.2	311.3	308.9
55°	2372.9	1934.1	509.9	318.7	345.6	406.9	414.3	370.2	313.8	284.4	279.5
57.5°	2478.3	1956.2	406.9	291.7	326.0	387.3	397.1	340.7	294.2	269.6	267.2
60°	2497.9	1870.4	330.9	269.6	299.1	360.3	367.7	323.6	279.5	259.8	254.9
62.5°	2407.2	1706.1	281.9	250.0	277.0	333.4	348.1	304.0	264.7	247.6	245.1
65°	2201.3	1465.9	247.6	232.9	262.3	313.8	330.9	289.3	252.5	237.8	235.3
67.5°	1742.9	1125.2	220.6	220.6	242.7	294.2	318.7	279.5	240.2	230.4	228.0
70°	1139.9	676.6	201.0	203.5	228.0	277.0	304.0	267.2	225.5	223.1	218.2
72.5°	490.3	311.3	178.9	186.3	205.9	247.6	281.9	250.0	208.4	201.0	193.7
75°	225.5	188.8	161.8	166.7	183.8	218.2	254.9	230.4	193.7	181.4	174.0
77.5°	159.3	137.3	134.8	144.6	156.9	188.8	225.5	215.7	178.9	169.1	164.2
80°	117.7	105.4	112.8	122.6	129.9	174.0	213.3	198.6	164.2	149.5	142.2
82.5°	83.3	78.4	88.2	98.1	105.4	152.0	196.1	174.0	137.3	125.0	112.8
85°	49.0	51.5	61.3	66.2	73.5	112.8	164.2	139.7	105.4	80.9	78.4
87.5°	22.1	22.1	29.4	31.9	36.8	66.2	110.3	88.2	66.2	51.5	49.0
90°	0.0	0.0	0.0	0.0	0.0	0.0	0.0	0.0	0.0	0.0	0.0

(END OF REPORT)